

# SOUTHWEST

## TENNESSEE COMMUNITY COLLEGE

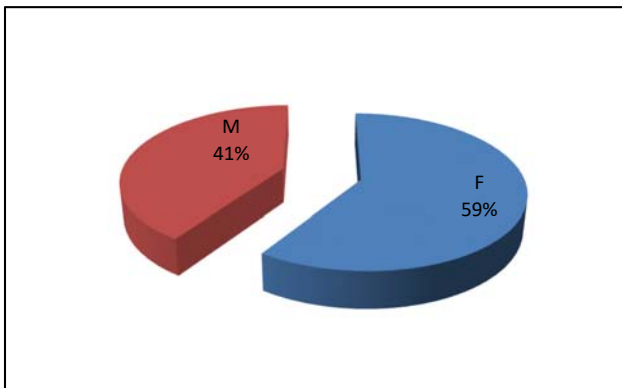
P.O. Box 780 • Memphis, TN 38101-0780 • (901) 333-5000 • [www.southwest.tn.edu](http://www.southwest.tn.edu)  
Office of Institutional Effectiveness

### University Parallel AA/AS Profile 16.24.0101.01

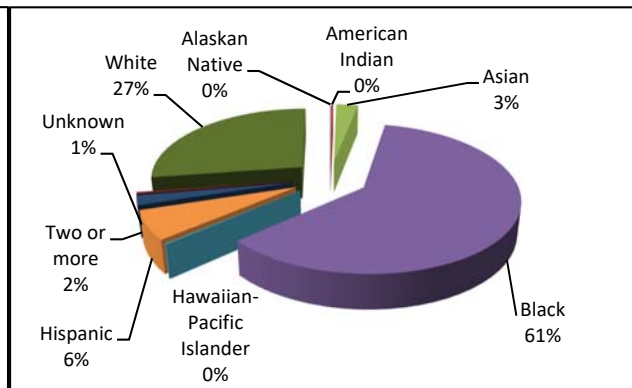
#### Spring 2018 Enrollment Profile

	Headcount	FTE	Females	Males	Black	White	Hispanic	Other Race	Race Unknown
All	2,245	1,672.60	1,345	900	1,350	624	142	118	11
AA	556	410.47	342	214	328	162	34	28	4
AS	1,689	1,262.13	1,003	686	1,022	462	108	90	7

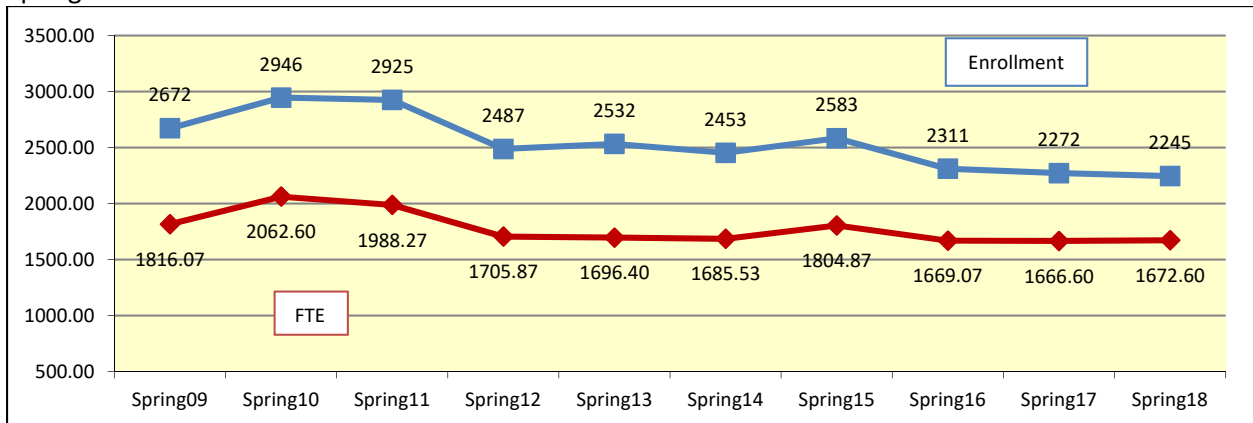
#### Gender Profile



#### Race Profile



#### Spring Enrollment Trend



#### Degrees Awarded

University Parallel*	2007-08	2008-09	2009-10	2010-11	2011-12	2012-13	2013-14	2014-15*	2015-16	2016-17
Female	182	198	230	273	275	288	278	239	233	296
Male	59	71	78	82	98	134	112	107	112	139
<b>Total</b>	<b>241</b>	<b>269</b>	<b>308</b>	<b>355</b>	<b>373</b>	<b>422</b>	<b>390</b>	<b>346</b>	<b>345</b>	<b>435</b>
AA Female	23	34	46	63	74	66	61	58	59	65
AA Male	12	12	7	14	19	24	17	20	24	26
AS Female	159	164	184	210	201	222	217	181	174	231
AS Male	47	59	71	68	79	110	95	87	88	113

Note: \* Degrees awarded totals exclude reverse transfers beginning with 2014-15.

## University Parallel AA/AS Profile (continued)

16.24.0101.01

### Spring 2018 Enrollment by Degree Type and Concentration

University Parallel Concentration		AA	AS	Total
Accounting	(UAC)		77	77
Allied Health Sciences	(AHS)		107	107
Art	(ART)	45		45
Biology	(UBIO)		108	108
Business	(BADM)		1	1
Business Administration	(BUAD)		80	80
Business Administration	(UBA)		215	215
Chemistry	(UCH)		23	23
Criminal Justice	(UCJ)	73	29	102
Criminal Justice Studies	(CJST)		28	28
Early Childhood Education	(ECE)		61	61
Economics	(UECL)	1	1	2
Economics, Arts & Science Gen	(UECA)	6		6
Economics, Business	(UECB)	17	5	22
Economics, Univ of Memphis	(UECH)	6		6
Economics, UT - Chat	(UECC)			0
Economics, UTK	(UECK)			0
Education	(EDUC)	25		25
Engineering	(ENG)		116	116
English	(UENG)	19		19
Foreign Language	(UFL)	16		16
French	(FREN)	1		1
General Studies	(GSTU)	137	451	588
Geography	(UGEG)			0
Health & Physical Education	(PHED)		22	22
History	(HIST)	1	3	4
History	(UHST)	4	3	7
Human Services	(HSER)		18	18
Information Systems	(UIS)		41	41
Languages and Literature	(ENGL)	4	3	7
Math	(UMTH)		9	9
Mathematics	(MATH)		7	7
Music	(MUS)	8	19	27
Natural Science	(NSCI)		46	46
Nutrition and Food Services	(UFN)		8	8
Philosophy	(PHIL)	4	1	5
Physics	(UPHY)		3	3
Political Science	(POLS)	2	2	4
Political Science	(UPS)	4	6	10
Pre-Kindergarten – 3rd Grade	(UPK3)		14	14
Pre-Law	(PREL)	6	12	18
Psychology	(PSYC)	58	81	139
Public Administration	(PUAD)		3	3
Social Work	(SWRK)	20	23	43
Social Work	(USW)	46	37	83
Sociology	(SOCI)	4	3	7
Sociology	(USOC)	17	6	23
Spanish	(SPAN)	4		4
Speech & Theater	(SPTH)	13		13
Blank Fields		15	17	32
<b>Total</b>		<b>556</b>	<b>1,689</b>	<b>2,245</b>